

INTECUT HT 3015 - EX STOCK

TECHNICAL DATA




Power Voltage:	230V, 50HZ
Input power	180W
Effective Cutting Width (mm):	1500
Effective Cutting Length (mm):	3000
Installation space	2730*3830mm
Max speed (mm/min)	12000
Dust Extraction	Water Table
Pinion and track	Helical type
Rail on X and Y	Linear rail
Gantry Rail protection	Bellows
Plasma power system included	PowerMax PMX85
Automatic THC for plasma and flame	Hugong THC
Max Cutting speed (mm/min)	Based on plasma power source
Plasma cutting thickness(mm)	



ISO9001:2008
ISO4001:2008
OHSAS18001:2001
CERTIFIED

INTECUT-HT _ Design & Operating Specification

Excl. GST.

Machine structure & operation	INTECUT HT has strong steel structure, which endures long working life Longitudinal drive is via a dual driving system with AC servo motors	
Driving system	Dual driving by Panasonic servo motor, 400W, with Bitpress gearbox	
Nesting software - FastCAM Pro {Australian}	FastCAM software is very experienced in CNC flame and plasma cutting process.	
	Offers FastCAM drawing, FastNEST auto Nest, FastPATH auto pathing & FastPLOT verification.	
	FastCAM reads and edits DXF/DWG drawings. FastNEST supports AUTO nesting. FastPATH supports auto pathing.	
	FastPLOT transfer NC codes between drawings automatically. NC codes are easily to be imported into HG613.	
USB port	A USB port is mounted on the INTECUT face panel	
Plasma signal connector	Plasma connector is easy to handle.	
Torch holder	Torch holder is designed to holding both a flame or plasma torch.	
Water tank control valves	Provides the ability to drain and refill the main water table.	
CNC Controller	17-inch touch screen wireless keyboard & mouse Windows 10 operating system 1.5Ghz CPU RAM 4G ROM 128G SSD 4 x USB Port Industry Type Controller WIFI	
Remote Operator Control	Wireless, additional to the controller, offering greater positioning and flexibility	
	Hypertherm Powermax 85 Price includes 7.5 meter long leads complete with 180° torch and start up kit 2-year warranty on base power unit	

\$ 40,096

INSTALLATION & TRAINING _ INTERCUT HT 3015

Installation and Training [2 days on site]	> Installation and training will be offered by PPT Engineer > Customer to provide facility to lift off and locate the machine in the premises. > Power connection to plasma, compressed air, air extraction, and lighting to be provided by the customer	
TOTAL PACKAGE OF INTECUT HT, WINDOWS CONTROLLER, REMOTE, POWERMAX 85		
Optional software for higher definition hole cutting		
FastCAM V 8 Professional Edition	12-month license	Extension of included software & supported by PPT
Transport from Auckland to site & Accommodation	Additional - Transportation, travel, and accommodation will be quoted based on location	

\$ 40,096

\$ 1,427

- The Filter _ Dryer, while optional, is essential to remove moisture and contaminants.
- FastCAM V8 offers dual cutting speed for holes and can be purchased retrospectively.
- GST applies to all prices listed.

108G Station Road, Otahuhu, Auckland 1062 Ph 9 9173770

MACHINERY | TOOLING | CONSUMABLES | SOFTWARE | SERVICE SUPPORT | TOOLING